

Locket

Suture Retention Device

A cost-effective solution for access site closure, ensuring efficient hemostasis while prioritizing patient comfort.



Suitable for a wide range of catheter sizes up to **27F**



Same day hospital discharge




Close **multiple** adjacent access sites with one device



Patient comfort



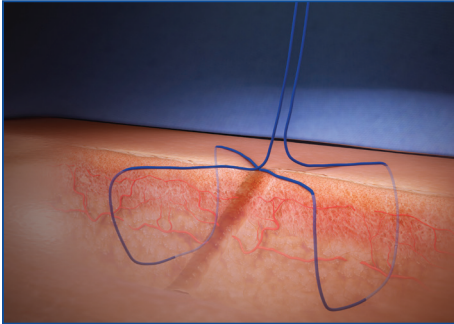
Cost-effective



LockeT

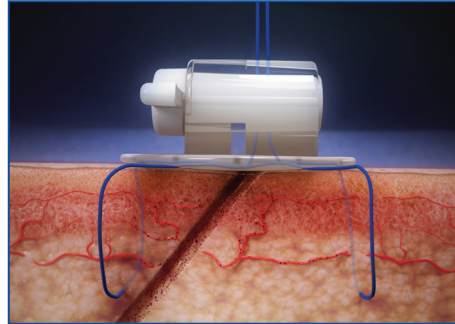
Suture Retention Device

In the Lab



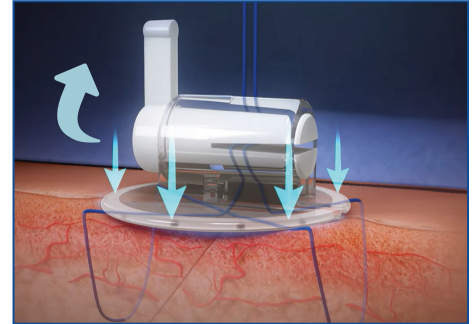
Step 1:

Create a standard figure of eight and remove sheaths. Clean site via standard protocol.



Step 2:

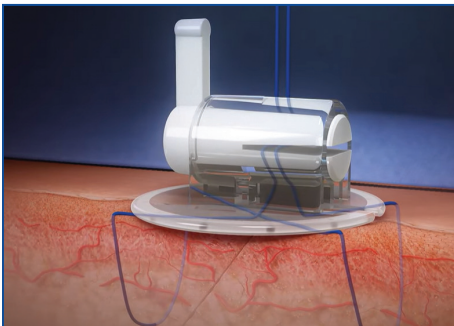
Tighten and place sutures in LockeT.



Step 3:


Apply pressure and rotate the handle 90°.

In Recovery



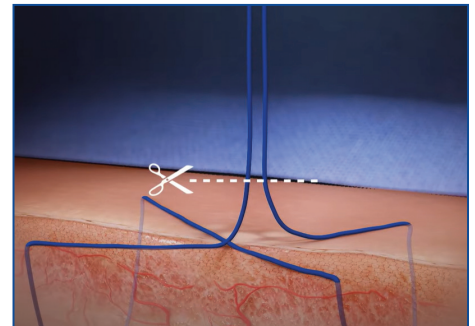
Step 4:

Observe hemostasis. Follow regular protocol.



Step 5:

When ready to discharge, unlock the LockeT by releasing the handle.



Step 6:

Cut the sutures and remove from the access site.

Ordering Information

MODEL NUMBER

PRODUCT DESCRIPTION

QUANTITY

9301

Suture Retention Device

1 Box (10 devices/box)

LockeT is a Class 1 sterile product registered with the FDA under Device ID D496327

Refer to IFU for complete Indications for Use, contraindications, warnings, and precautions.



Safety and Efficacy Study

PN 82-9300-001 Rev04
©2025 Catheter Precision, Inc. All Rights Reserved

 Catheter
Precision

1670 Highway 160 West | Suite 205 | Fort Mill, SC 29708 USA
T: (+1) 973-691-2000 | F: 973-691-7573
www.CatheterPrecision.com